

RIVERLANDS

56 Prescott Parade, Milperra, NSW 2214

Stage 1 Site 7A

Job No. MB-10245

EXTERNAL FINISHES SCHEDULE

Issue 01

Contents

Issue Register.....	2
Finishes Matrix	3
General External Finishes	4
External Finishes - Palette 2.....	7

**MIRVAC
DESIGN**

architecture
urban design
interior design
graphic design

Level 28 200 George St
Sydney NSW 2000
T 02 9080 8000

Mirvac Design Pty. Ltd.
ABN 78 003 359 153

client:



Issue Register

Issue	For	Date	Distribution	Amendment	By
01	DA	28.02.2025	BA, AH, AC, JK	Initial issue	AT

Finishes Matrix

Site	Lot Number	House Type	BASIX Roof Classification	BASIX Main Body Classification	External Palette	Cladding Features	Entry door type	Garage Door Colour	Balustrade / Feature Screen	prev. issue	this issue
7A	7-081	220AA-DF40-F7	D	M	2	-	Infinity INF 6G Stained finish	Decowood Kwila	Metal Balustrade / Feature Screen		
	7-082	220AK-DF40-F3	D	M	2	LWC-H	Infinity INF 6G Stained finish	Colorbond Surtmist	Metal Balustrade / Feature Screen		
	7-091	214AL-SF3A-F4	L	M	2	-	Madison VMAD104 Stained finish	Colorbond Monument	Metal Balustrade		
	7-092	214AL-SF3A-F3	L	M	2	VB	Madison VMAD104 Stained finish	Colorbond Monument	-		
	7-101	214AL-SF3A-F3	L	M	2	-	Madison VMAD104 Stained finish	Colorbond Monument	Metal Balustrade		
	7-102	214AL-SF3A-F1	L	M	2	-	Madison VMAD104 Stained finish	Colorbond Monument	-		
	7-111	214AL-SF3A-F4	D	M	2	-	Madison VMAD104 Stained finish	Colorbond Monument	Metal Balustrade		
	7-112	214AL-SF3A-F3	D	L	2	VB	Madison VMAD104 Stained finish	Colorbond Monument	-		
	7-121	220AA-DF40-F7	D	M	2	-	Infinity INF 6G Stained finish	Decowood Kwila	Metal Balustrade / Feature Screen		
	7-122	220AK-DF40-F3	D	M	2	LWC-H	Infinity INF 6G Stained finish	Colorbond Surtmist	Metal Balustrade / Feature Screen		
	7-131	214AO-SF3A-F1	L	M	2	-	Madison VMAD104 Stained finish	Colorbond Monument	Metal Balustrade		
	7-132	214AN-SF3A-F1	L	M	2	VB	Madison VMAD104 Stained finish	Colorbond Basalt	-		
	7-141	215AR-SF4A-F1	L	M	2	-	Madison VMAD101 Stained finish	Colorbond Basalt	Metal Balustrade		
	7-142	216AE-NG4A-F1	L	M	2	FBW / VB	Infinity INF 6G Stained finish	Colorbond Monument	Metal Balustrade		
	7-151	220AA-DF40-F6	D	M	2	-	Madison VMAD104 Stained finish	Decowood Kwila	Rendered Balustrade / Feature Screen		
	7-152	220AK-DF40-F3	D	M	2	LWC-H	Infinity INF 6G Stained finish	Colorbond Surtmist	Metal Balustrade / Feature Screen		

BASIX Classification:

L = Light M = Medium D = Dark




LEGEND Feature Cladding:

VB = Vertical Batten Timberlook TP = Timberlook Panel Tile
LWC-H = Lightweight Horizontal Cladding FBW = Face brick

General External Finishes

Package	Item	Substrate	Description / Model	Supplier	Finish / Colour	Comments	Drawing Code	prev. issue	this issue
Doors	Entry Door	Timber Exterior Grade	Finish: Merbau with clear finish or preprimed with paint finish	Corinthian Doors	Infinity INF 6G Translucent Glass	Refer Internal Schedule for hardware. Refer Finishes Matrix for location and finish.			
	Entry Door	Timber Exterior Grade	Finish: Merbau with clear finish or preprimed with paint finish	Corinthian Doors	Infinity INF 8G Translucent Glass	Refer Internal Schedule for hardware. Refer Finishes Matrix for location and finish.			
	Entry Door	Solid Core Infill Exterior Grade	Finish: Vertical Rosewood Stained or preprimed with paint finish	Corinthian Doors	Madison 104 Translucent Glass	Refer Internal Schedule for hardware. Refer Finishes Matrix for location and finish. Refer to Paint Package.			
	Entry Door	Solid Core Infill Exterior Grade	Finish: Vertical Rosewood Stained or preprimed with paint finish	Corinthian Doors	Madison 101 Translucent Glass	Refer Internal Schedule for hardware. Refer Finishes Matrix for location and finish. Refer to Paint Package.			
	Entry Door Frame & Side Light	Aluminium & Glass	Sidelight: Glazed. Aluminium Frame Finish: Powdercoat Black Matt	SEM / Window Contractor	Glass: Clear	Refer drawings for location and Paint finishes.			
	Other External Doors	MDF / Solid Core Infill	Finish: Pre-primed Refer to Paint Finishes	Corinthian Doors	Style: Flush				
	Other External Door Frames	Aluminium	Aluminium Frame Finish: Powdercoat Black Matt	SEM / Window Contractor					
Aluminium Framed Doors & Windows	Sliding Doors	Aluminium Framed Glass	Powdercoat Black Matt	SEM / Window Contractor		Refer Internal Schedule for hardware			
	Hinged Doors	Aluminium Framed Glass	Powdercoat Black matt alum frame / fully glazed	SEM / Window Contractor					
	Windows – General	Aluminium Framed Glass	Powdercoat Black Matt	SEM / Window Contractor		Refer to Window & Door Schedule.			
	Windows – Awning	Aluminium Framed Glass	Powdercoat Black Matt	SEM / Window Contractor	Equal to Doric Matt Black Single Chain winder				
	Extra wide Windows – Awning	Aluminium Framed Glass	Powdercoat Black Matt	SEM / Window Contractor	Equal to Doric Matt Black, DN400 Twin Chain winder	For extra wide windows			
Flyscreens	Windows		Colour to match window frames.	Window Contractor	Fibreglass mesh (Metal mesh where required for BAL Zone)	To all openable windows (excludes sliding & hinged doors)			
Window Shrouds	Windows	Aluminium	Powdercoat Black Matt to match window frames	Metal Fabricator		Refer Drawings for location and details			
Feature Screen / Battens	Battens / Screens	Aluminium	Powdercoat Decowood Kwila	Metal Fabricator		Refer drawings for details			
Aluminium Balustrades	Balustrades / Handrails	Aluminium	Powdercoated C/B Night Sky matt	Metal Fabricator		Refer drawings for details			
Garage Door	Garage Door With remote control opener	Colorbond Steel / Decowood	Savannah Slimline profile Finish: Smooth Sectional Gagare Door	Steel Line	Refer to Finishes Matrix for colour.	Monument	MO		
						Basalt	BA		
						Shale Grey	SG		
						Surfmist	SM		
						Wallaby	WA		
						Decowood Kwila	KW		
	Rear Garage Door with automatic roller door opener	Colorbond Steel / Decowood	Finish: Smooth Roller Gagare Door RD800 roller door opener with wall switch	Steel Line	Refer external finishes drawings for colour	Do not install handle			

General External Finishes

Package	Item	Substrate	Description / Model	Supplier	Finish / Colour	Comments	Drawing Code	prev. issue	this issue
Skylights	Wet area skylight		Tubular skylight Day lighting system with low profile roof collector	Solatube	160DS with square interior ceiling diffuser	Certified to AS-4285	SL1		
	Living area skylight		FCM2222 Fixed non opening skylight	Velux	Painted plasterboard reveals	Install with EDW flashing kit	SL2		
Soffits	Entry Porch Soffit Lining		Painted: Dulux Weathershield Matt	Dulux	Colour: Vivid White Code: SW1G1 (Unless noted otherwise)	Refer External Finishes drawings for location			
Masonry	Rendered Hebel Panel	Hebel Panel	Hebel Panel 75mm / Render finish Unitex Cembond substrate Sealer. 100mm Uni-Mesh IM to all panel to panel joints, embedded in basecoat Unitex Fast-R render	CSR / Unitex	Finish: Unitex Acrylic Render Uni-Dry Cote HiLite Render. Unitex Trowel Decor 500. Unitext Cembond sealer coat Protective Membrane Uni-PTC colour to match with Minimum 2 top-coats.	Refer External Finishes drawings for location and wall type. Refer manufacturers recommended installation guide	RHP-75		
			Hebel Panel 50mm / Render finish Unitex Cembond substrate Sealer. 100mm Uni-Mesh IM to all panel to panel joints, embedded in basecoat Unitex Fast-R render	CSR / Unitex	Finish: Unitex Acrylic Render Uni-Dry Cote HiLite Render. Unitex Trowel Decor 500. Unitext Cembond sealer coat Protective Membrane Uni-PTC colour to match with Minimum 2 top-coats.	Refer External Finishes drawings for location and wall type. Refer manufacturers recommended installation guide	RHP-50		
	Rendered Brickwork	Clay brick	Commons Mortar: Natural (Light Grey) Mortar Joint: Flush Polymer render & Metal angles to all external corners.	PGH / Unitex	Commons Finish: Unitex Acrylic Render Uni-Dry Cote HiLite Render. Unitex Trowel Decor 500. Unitext Cembond sealer coat Protective Membrane Uni-PTC colour to match with Minimum 2 top-coats.	Refer External Finishes drawings for location Refer manufacturers recommended installation guide.	RBW		
	Face Brick	Clay brick	Face brick Mortar: Natural (Light Grey)  Mortar Joint: Tooled (Round-Ironed) 	PGH	Nickel Flash	Refer External Finishes drawings for location	FBW / NF		
				PGH	Blue Steel Flash	Refer External Finishes drawings for location	FBW / BF		
				Austral	Blackstone	Refer External Finishes drawings for location	FBW / BS		
Feature Cladding	Feature Cladding Timberlook Panel	Fibre Cement	Timberlook Porcelain panel veneer. 3.5mm x1000x3000mm sheet, cut to size. Install sheet with timber grain in vertical direction	AnteriorXL	AXL-2184	Refer to External Elevations for location Contact: Vito Marzullo Vito@anteriorxl.com.au Phone: 02 9818 0000	TP		
	Feature Cladding Vertical Batten Timberlook		Castellated Panel Cladding Wallpanel Outdoor BAL 29 rated, 180x35 Code WPO18035 External Corner profile BAL 29 rated Code EC13598 Concealed fixings.	Biowood / GRM Australia	Spotted Gum Linish Finish with Prefinish UV coating Intergain Ultra Deck Natural	Panels to be installed vertically. Contact Melvin Fontanilla Phone: 0429 773 363 Refer to External Elevations for location	VB		
	Light Weight Cladding - Horizontal		Refer to Paint Finishes	James Hardie	Profile: Scyon Stria Finish Pre primed. Code: 404063 Size: 14x325x4200mm	Refer Drawings for location Applied Horizontally Concealed fixing	LWC-H		









General External Finishes

Package	Item	Substrate	Description / Model	Supplier	Finish / Colour	Comments	Drawing Code	prev. issue	this issue
Light Weight Sheet	Light Weight Sheet with Acrylic Render	Fibre Cement	HardiTex System 7.5mm Fibre Cement, Tapped & Flushed Joints with Unitex render. Polymer render & Uni-Mesh (250mm) over butt joints. Levelling and smoothing coats of Unitex polymer render	James Hardie / Unitex	Unitex Polymer Render (trowel application) and applied texture finish Unitex Trowel Decor 500. Unitex Cembond sealer coat Protective Membrane Uni-PTC colour to match with Minimum 2 top-coats.	Refer to External Elevations for location. Leave all builder expansion joints open. Refer manufacturers recommended installation guide	LWS		
Tiling	Tiles – Entry Porch / Rear Patio / Balcony / External Door Thresholds	Vitrified Tile		Tile Subcontractor		Refer Internal Finishes Schedule			
Letterbox	Letterbox	Powdercoat	Dulux Duralloy Monument matt 9599066M for main body with Decowood Kwila feature panel. Include lock and letter delivery slot flap	Flexure	Butler Deluxe				
	Street Number	Aluminium	1.6mm Natural Anodised Aluminium Cut Out Number	Novak Signs Contact Scott Novak 0419 984 837	Height: 100mm Type Face: Arial Fixing: Adhesive	Numbers to be fixed and to run vertically on timber panel to front			
Timberwork	Timber Pergola / Posts / Balcony Fascia	Timber	Dulux Weathersheild Low sheen	Dulux	C/B Monument	Unless noted otherwise Refer External Finishes Drawings	MO		
Retaining Walls	Front Masonry Retaining Walls	Concrete Blocks	Colour: Bushrock Split Face	Baines Masonry	Tasman Retaining Wall System	Refer to Landscape Drawings			
Fences	DAR vertical battens Street Frontages, pathways & laneways fencing (Including Gates)	Treated pine	Dulux Weathersheild Low sheen	Dulux	Castlecliff Code: NZ10G6	Refer detail drawings	KG		
	Interlot Fencing (non-street)	Treated Pine	Lapped & capped - Nominal 1800mm high	Fencing Contractor	Unpainted	Refer to site plans for location			
	Tree Guard	Treated Pine	Dulux Weathersheild Low sheen	Dulux	Castlecliff Code: NZ10G6		KG		
Clothes Line	Clothes Line	Steel	Urban single folding frame 2.4m x 0.9m (12xLines)	City Living	Monument	Leg kit to be used where not located against house wall			
TV Antenna	Television antenna, mast, mounts			Hills Antenna	Tru-Band™ Metro Plus (Black Arrow) FB608582	Installed on roof			
Driveway	Driveway	Concrete	Resurfacing Colour: Gun Metal	Dulux Avista		Refer Plans for location			
Paving	Front Paths	Concrete	Resurfacing Colour: Gun Metal	Dulux Avista		Refer Plans for location			
Rain Water Tank	Water tank	Colorbond Steel	Slimline profile, Evolution MK III submersible pump, first flush diverter, BSW Single Cartridge 15 micron filter system	Kingspan	Monument	Refer Basix report for size. External water tank pipes painted to match water tank colour where applicable.			

External Finishes - Palette 2

Package	Item	Substrate	Description / Model	Supplier	Finish / Colour	Comments	Drawing Code:	prev. issue	this issue
Roof	Roof Tiles	Concrete	Colour: Storm Grey	Bristle	Range: Classic				
	Barge Board	Colorbond Steel		Roof Contractor	Monument		MO		
	Barge Board Capping	Colorbond Steel		Roof Contractor	Monument		MO		
	Metal Decking	Colorbond Steel	Lysaght Trimdek Bradford Anticon blanket	Roof Contractor	Southerly		SO		
	Roof Flashing	Colorbond Steel		Roof Contractor	To match adjacent surface colour				
	Parapet Capping	Metal		Roof Contractor	Monument				
	Parapet Lining	Colorbond Steel		Roof Contractor	Southerly				
	Box Gutter	Colorbond Steel		Roof Contractor	Southerly	Refer Drawings for location			
	Fascia	Colorbond Steel	Fielders	Roof Contractor	Monument		MO		
	Gutter	Colorbond Steel	Fielders Hi-Tensile 115mm Quad gutter with slots	Roof Contractor	Monument	Pitched Tiled & Metal Roof greater than 15 degree	MO		
		Colorbond Steel	Fielders Fascia Gutter	Roof Contractor	Monument	Metal Flat Roof	MO		
	Downpipes	Colorbond Steel	90 Dia. Round. Offset Bracket fixing	Roof Contractor	Monument		MO		
	RWH	Colorbond Steel	Dam Buster CR-300 365Wx450H	Roof Contractor	Monument	Type 1	MO		
			Dam Buster CR-200 365Wx450H	Roof Contractor	Monument	Type 2 – Entry Porch	MO		
Paint Finishes	Entry Door	Timber / Timber Veneer	Dulux Intergrain Reviva (Primer) Intergrain Ultraclear Exterior Satin (3 coats)	Dulux	Clear satin finish	Refer finishes matrix for door type, location and finish.			
	Garage hinged Rear Door	Timber Pre Primed	Dulux Precision Maximum Strength Adhesion Primer (Primer) Dulux Aquanamel Semi Gloss (2 coats)	Dulux		Refer to Finishes Matrix for door type, location and Paint Colour.			
	Other Timber External Doors	Timber Pre Primed Door	Dulux Precision Maximum Strength Adhesion Primer (Primer) Dulux Aquanamel Semi Gloss (2 coats)	Dulux	Frame to match adjacent painted door leaf colour	Refer to External Finishes Drawings and Paint Colours.			
	Render	Acrylic Render	Dulux Acratex RenderWall AcraBuild Plus (Prep Coat). Dulux Acratex Green Render sealer. Dulux Acratex AcraShield Advance (2 Coats). Sand Finish	Dulux		Refer to External Finishes Drawings and Paint Colours.			
	Light Weight Cladding	Fibre Cement	Dulux Weathersheild Low sheen (3 coats)	Dulux		Refer to External Finishes Drawings and Paint Colours.			
	Meter Box / External wall vents	Zincalume	Dulux 1 Step Prep Dulux Weathersheild Low sheen (2 coats)	Dulux	To match adjacent wall colour				

External Finishes - Palette 2

Package	Item	Substrate	Description / Model	Supplier	Finish / Colour	Comments	Drawing Code:	prev. issue	this issue
Paint Colours – Palette 2	Colour 1			Dulux	Mt Aspiring Code: NZ9H4 	Refer External Finishes Drawings for colour location	PP		
	Colour 2			Dulux	Beige Interest Code: SN3A2 	Refer External Finishes Drawings for colour location	FS		
	Colour 3			Dulux	Beige Filter Code: SN3G7 	Refer External Finishes Drawings for colour location	SH		
	Colour 4			Dulux	Stepney Code: SN4H4 	Refer External Finishes Drawings for colour location	TA		
	Colour 5			Dulux	Paving Stone Code: S15A3 	Refer External Finishes Drawings for colour location	WC		
	Colour 6			Dulux	Castlecliff Code: NZ10G6 	Refer External Finishes Drawings for colour location	KG		
	Colour 7			Dulux	Teahouse Code: SN4G6 	Refer External Finishes Drawings for colour location	PH		
	Colour 8			Dulux	Colour: C/B Monument 	Refer External Finishes Drawings for colour location	MO		